

TEMPORIZADOR
MULTIFUNÇÃO
CÓDIGO :1071001

1.0

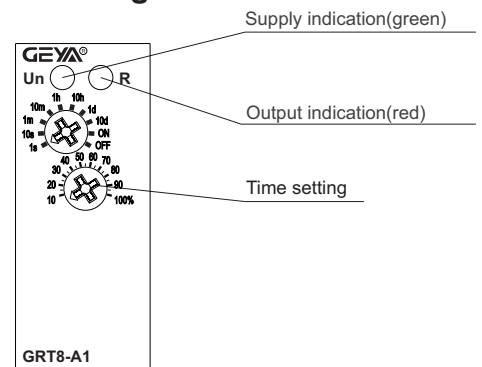
IMAGEM



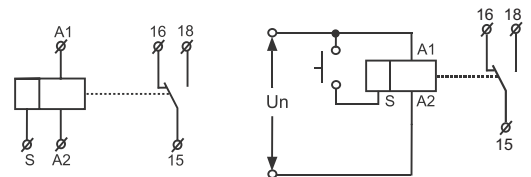
Technical parameters

Technical parameters	CÓDIGO: 1071001
Function	A:delay ON;B:delay OFF
Supply terminals	A1-A2
Voltage range	AC/DC 12-240V(50-60Hz)
Burden	AC 0.09-3VA/DC 0.05-1.7W
Voltage range	AC 230V(50-60Hz)
Power input	AC max.6VA/1.3W
Supply voltage tolerance	-15%;+10%
Supply indication	green LED
Time ranges	0.1s-10days,ON,OFF
Time setting	potentionmeter
Time deviation	10%-mechanical setting
Repeat accuracy	0.2%-set value stability
Temperature coecient	0.05%/°C,at=20°C(0.05%/°F , at=68°F)
Output	1×SPDT
Current rating	16A/AC1
Switching voltage	250VAC/24VDC
Min.breaking capacity DC	500mW
Output indication	red LED
Mechanical life	1×10^7
Electrical life(AC1)	1×10^5
Reset time	max.200ms
Operating temperature	-20°C to +55°C (-4°F to 131°F)
Storage temperature	-35°C to +75°C (-22°F to 158°F)
Mounting/DIN rail	Din rail EN/IEC 60715
Protection degree	IP40 for front panel/IP20 terminals
Operating position	any
Overvoltage cathegory	III.
Pollution degree	2
Max.cable size(mm ²)	solid wire max.1×2.5or 2×1.5/with sleeve max.1×2.5(AWG 12)
Dimensions	90×18×64mm
Weight	1×SPDT:W240-60g,A230-59g 2×SPDT:W240-81g,A230-79g
Standards	EN 61812-1,IEC60947-5-1

Panel Diagram

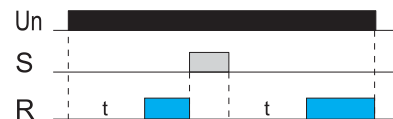


Wiring Diagram

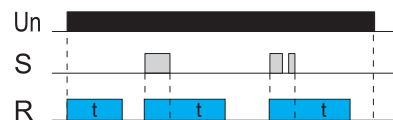


Functions Diagram

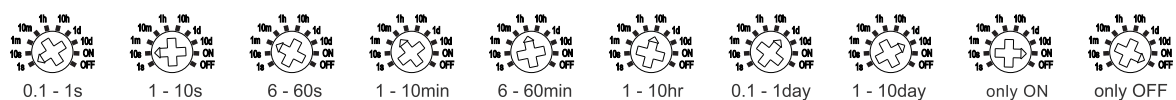
A - Delay ON



B - Delay OFF



Time Range



Dimensions(mm)

